

SECURE MATERIAL – Reader Name: \_\_\_\_\_  
Tennessee Comprehensive Assessment Program

# TCAP/CRA

## 2014



# 1

## Phase II

### Tens and Ones Task

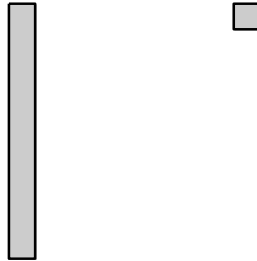
### Anchor Set

Copyright © 2014 by the University of Pittsburgh and published under contract with Tennessee State Department of Education by Measurement Incorporated, 423 Morris Street, Durham, North Carolina, 27701. Testing items licensed to the Tennessee State Department of Education. All rights reserved. No part of this publication may be reproduced or distributed in any form or by any means, or stored in a database or retrieval system, without the prior written permission of Tennessee Department of Education and the University of Pittsburgh.

## Tens and Ones Task

Drawings like these can be used to show tens and ones:

**A Rod of Ten**      **A One**



- a. Show each number below by drawing rods of ten and ones.

**First Number**

**64**

**Second Number**

**46**

## Tens and Ones Task

- b. Alex has 64 pencils. Chris has 46 pencils. Use words and what you know about tens and ones to explain who has more pencils.



- c. In the box, write  $>$ ,  $=$ , or  $<$  to make a true statement.

$$64 \quad \square \quad 46$$

## Scoring Guide

### The CCSS for Mathematical Content (2 points)

1.NBT.B.2 Represents two-digit numbers as tens and ones in part a. Student may do this by representing any combination of tens and ones as long as the total represented is accurate.

**(1 Point)**

1.NBT.B.3 Compares with the greater or less than sign two two-digit numbers to determine which is greater in part c. \_\_\_\_\_

**(1 Point)**

### The CCSS for Mathematical Practice (1 point)

MP3 Constructs an argument to support comparison of quantities. Student may: \_\_\_\_\_

- state that 64 has more tens; it has 6 tens and 46 has only 4 tens, and therefore 64 is greater than 46; or
- state that 46 has less tens; it has 4 tens and 64 has 6 tens, and therefore 46 is less than 64.

**(1 Point)**

(MP3: Construct viable arguments and critique the reasoning of others.)

**TOTAL POINTS: 3**



## The CCSS for Mathematical Content Addressed In This Task

### Understand place value.

- 1.NBT.B.2 Understand that the two digits of a two-digit number represent amounts of tens and ones.
- 1.NBT.B.3 Compare two two-digit numbers based on meanings of the tens and ones digits, recording the results of comparisons with the symbols  $>$ ,  $=$ , and  $<$ .

### The CCSS for Mathematical Practice\*

1. Make sense of problems and persevere in solving them.
2. Reason abstractly and quantitatively.
3. Construct viable arguments and critique the reasoning of others.
4. Model with mathematics.
5. Use appropriate tools strategically.
6. Attend to precision.
7. Look for and make use of structure.
8. Look for and express regularity in repeated reasoning.

\* Gray type indicates Mathematical Practices not addressed in this assessment.

## Tens and Ones Task

Drawings like these can be used to show tens and ones:

**A Rod of Ten**


**A One**



- a. Show each number below by drawing rods of ten and ones.


**First Number**

**64**



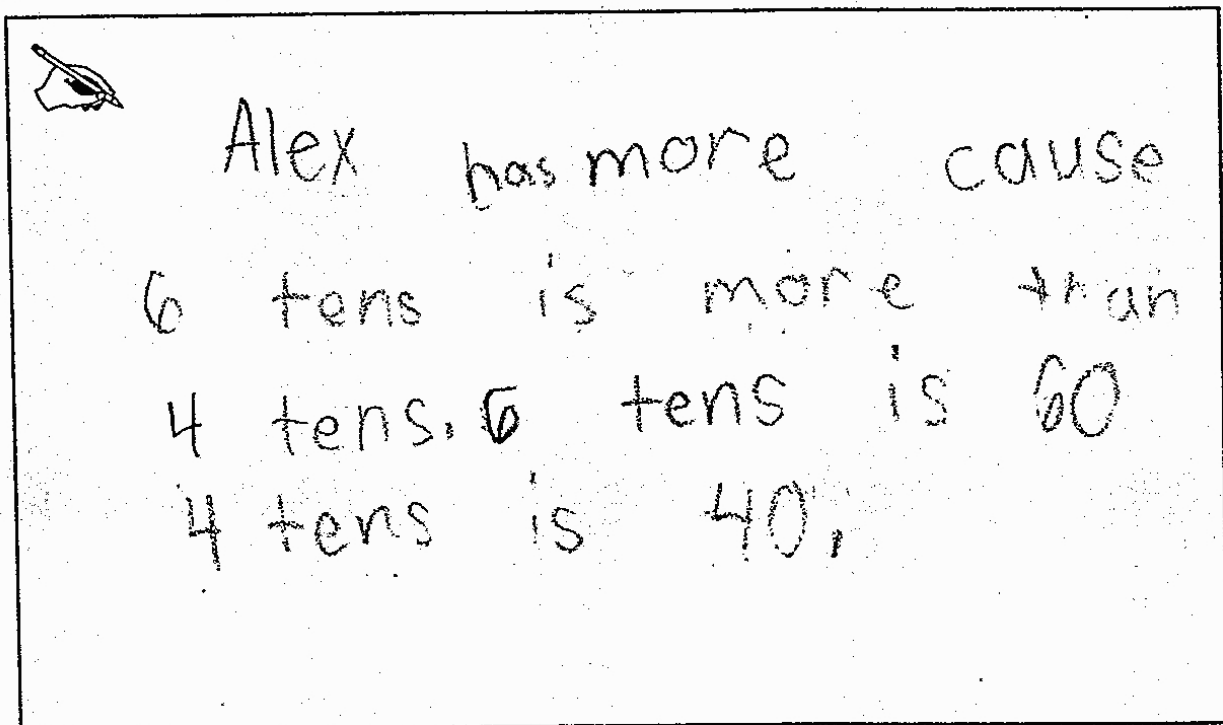
**Second Number**

**46**



**Tens and Ones Task**

- b. Alex has 64 pencils. Chris has 46 pencils. Use words and what you know about tens and ones to explain who has more pencils.



Alex has more cause  
6 tens is more than  
4 tens. 6 tens is 60  
4 tens is 40.

- c. In the box, write  $>$ ,  $=$ , or  $<$  to make a true statement.

$$64 \quad \boxed{>} \quad 46$$



## Tens and Ones Task

Drawings like these can be used to show tens and ones:

A Rod of Ten


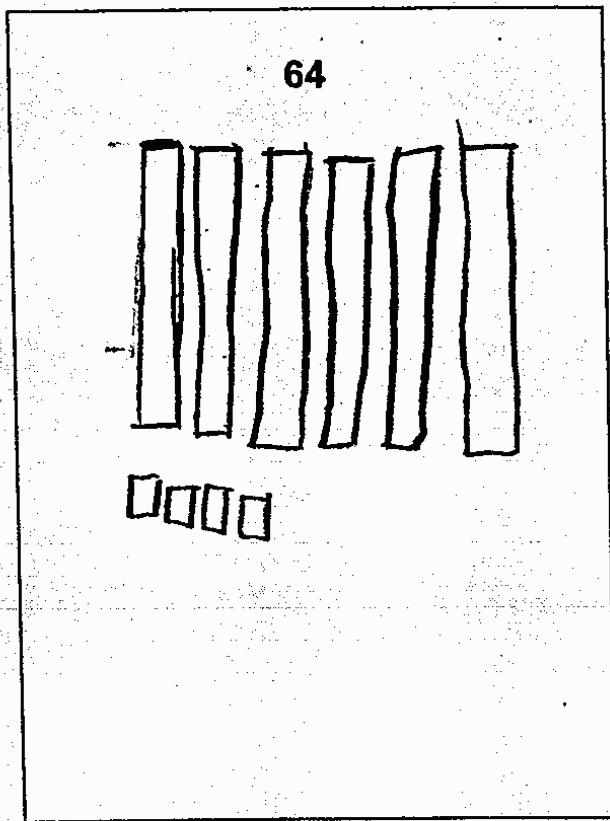
A One



- a. Show each number below by drawing rods of ten and ones.

First Number

Second Number



**Tens and Ones Task**

- b. Alex has 64 pencils. Chris has 46 pencils. Use words and what you know about tens and ones to explain who has more pencils.

✍ Alex has more because 64 is gerater than 46.

tens → <sup>biger</sup> 64 ← tens

- c. In the box, write  $>$ ,  $=$ , or  $<$  to make a true statement.

$$64 \quad \boxed{>} \quad 46$$

Anchor 2

Litho 00501200159

Total Content Points: 2 (1.NBT.B.2, 1.NBT.B.3)

Total Practice Points: 1 (MP3)

In Part A, by drawing a combination of six rods of ten and four ones for the first number (64) and four rods of ten and six ones for the second number (46), the student represents two-digit numbers as tens and ones (1.NBT.B.2). In Part B, by stating that Alex has more (“because 64 is gerater than 46”), and by showing arrows pointing to the tens places in 64 and 46 and indicating the 6 as “biger,” the student constructs an argument to support the comparison of quantities (MP3). The student correctly compares 64 and 46 with the greater than sign in Part C (1.NBT.B.3).


Total Awarded Points: 3 out of 3

## Tens and Ones Task

Drawings like these can be used to show tens and ones:

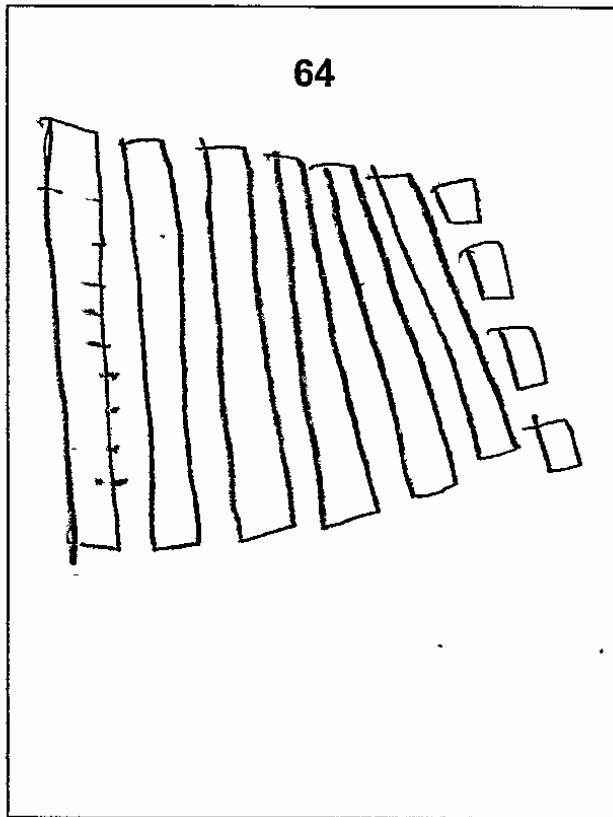
A Rod of Ten

A One

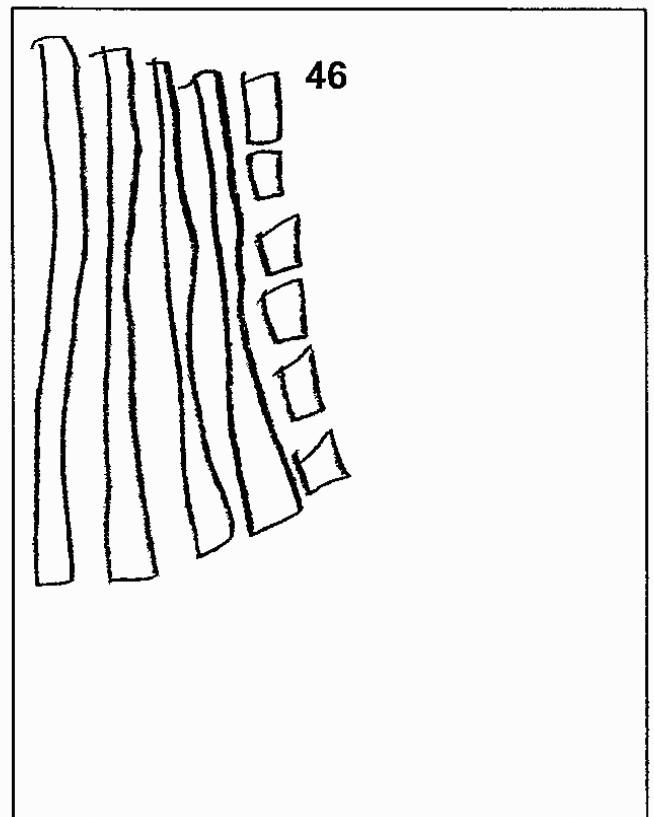


a. Show each number below by drawing rods of ten and ones.

First Number




Second Number





## Tens and Ones Task

- b. Alex has 64 pencils. Chris has 46 pencils. Use words and what you know about tens and ones to explain who has more pencils.



- c. In the box, write  $>$ ,  $=$ , or  $<$  to make a true statement.

64  46



## Tens and Ones Task

Drawings like these can be used to show tens and ones:


**A Rod of Ten**      **A One**



- a. Show each number below by drawing rods of ten and ones.


**First Number**

64



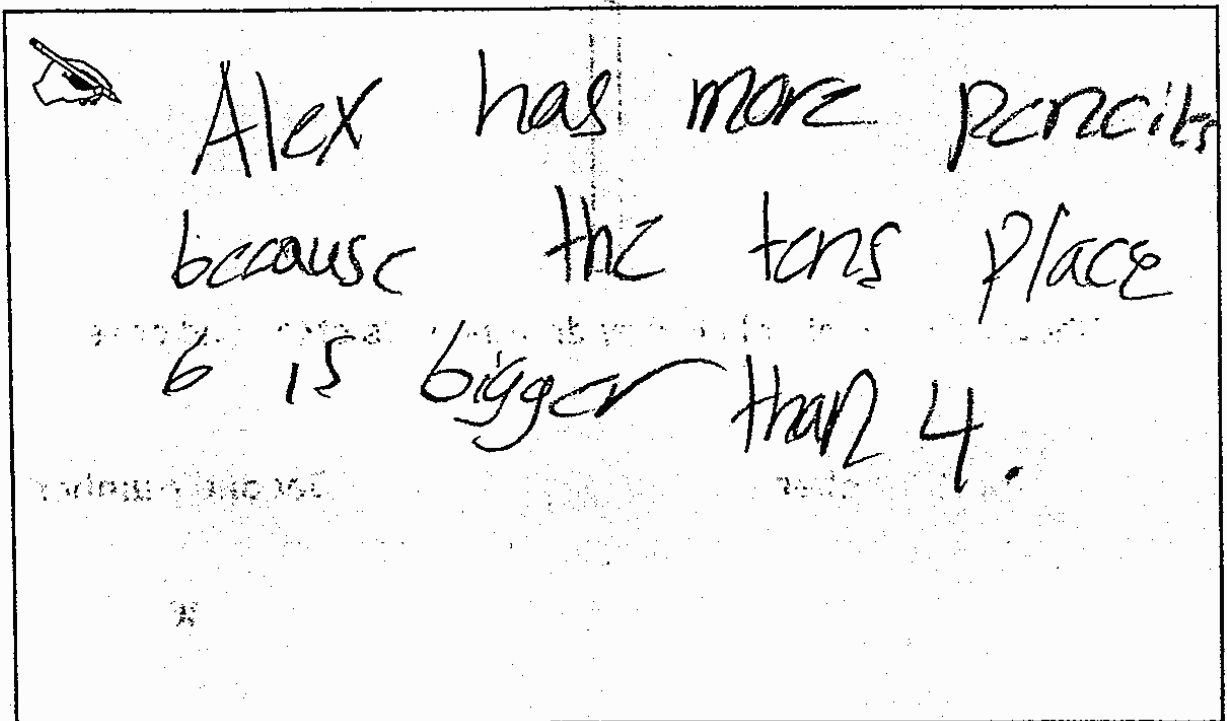
**Second Number**

46



**Tens and Ones Task**

- b. Alex has 64 pencils. Chris has 46 pencils. Use words and what you know about tens and ones to explain who has more pencils.



A hand-drawn box containing a drawing of a pencil pointing to the right. The text inside the box reads: "Alex has more pencils because the tens place 6 is bigger than 4."

- c. In the box, write  $>$ ,  $=$ , or  $<$  to make a true statement.

64  46

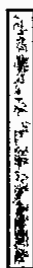


## Tens and Ones Task

Drawings like these can be used to show tens and ones:

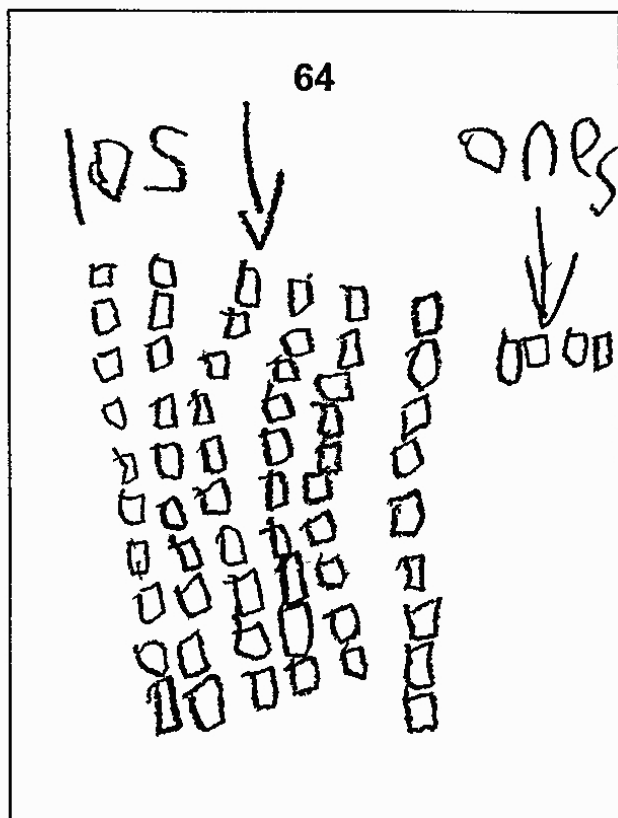
A Rod of Ten

A One




- a. Show each number below by drawing rods of ten and ones.

First Number



Second Number



## Tens and Ones Task

- b. Alex has 64 pencils. Chris has 46 pencils. Use words and what you know about tens and ones to explain who has more pencils.

if 64 has 10 more than 46 and 46 2 more ones 64 is more

- c. In the box, write  $>$ ,  $=$ , or  $<$  to make a true statement.

$$64 \quad \square \quad 46$$

Anchor 5

Litho 00391200100

Total Content Points: 2 (1.NBT.B.2, 1.NBT.B.3)

Total Practice Points: 0

In Part A, although the student represents two-digit numbers by drawing individual “ones,” for the first number these are grouped into 6 separate columns of 10 and labeled as “10s,” which along with the four ones gives a correct representation for 64. For the second number, the “ones” are grouped into 4 columns of 10, which along with the six ones gives a correct representation for 46 (1.NBT.B.2). In Part B, the student does not construct a viable argument to support the position that “64 is more,” not comparing the tens in each number or indicating in some way that 60 has more tens than 40 (no credit for MP3). The student correctly compares 64 and 46 with the greater than sign in Part C (1.NBT.B.3).

Total Awarded Points: 2 out of 3



## Tens and Ones Task

Drawings like these can be used to show tens and ones:

A Rod of Ten

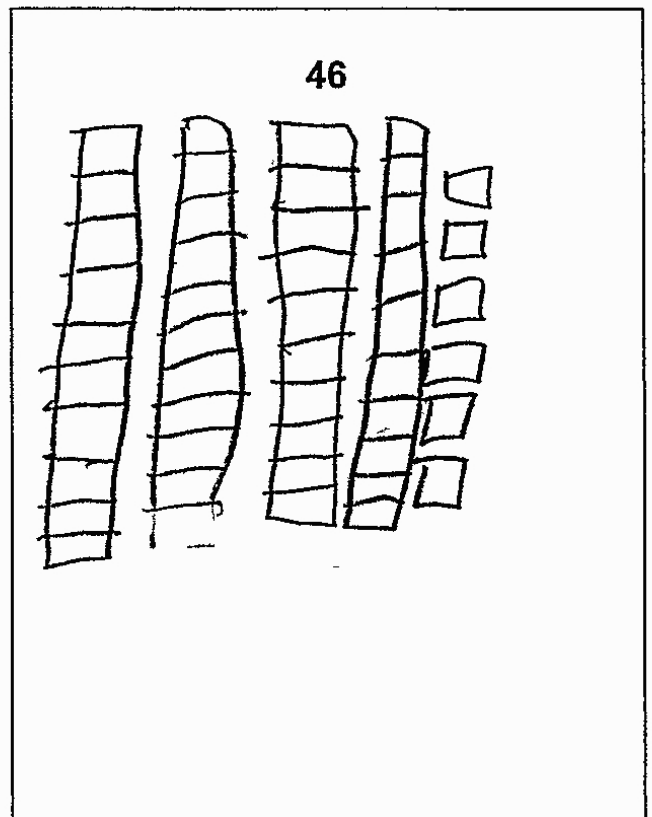

A One



- a. Show each number below by drawing rods of ten and ones.

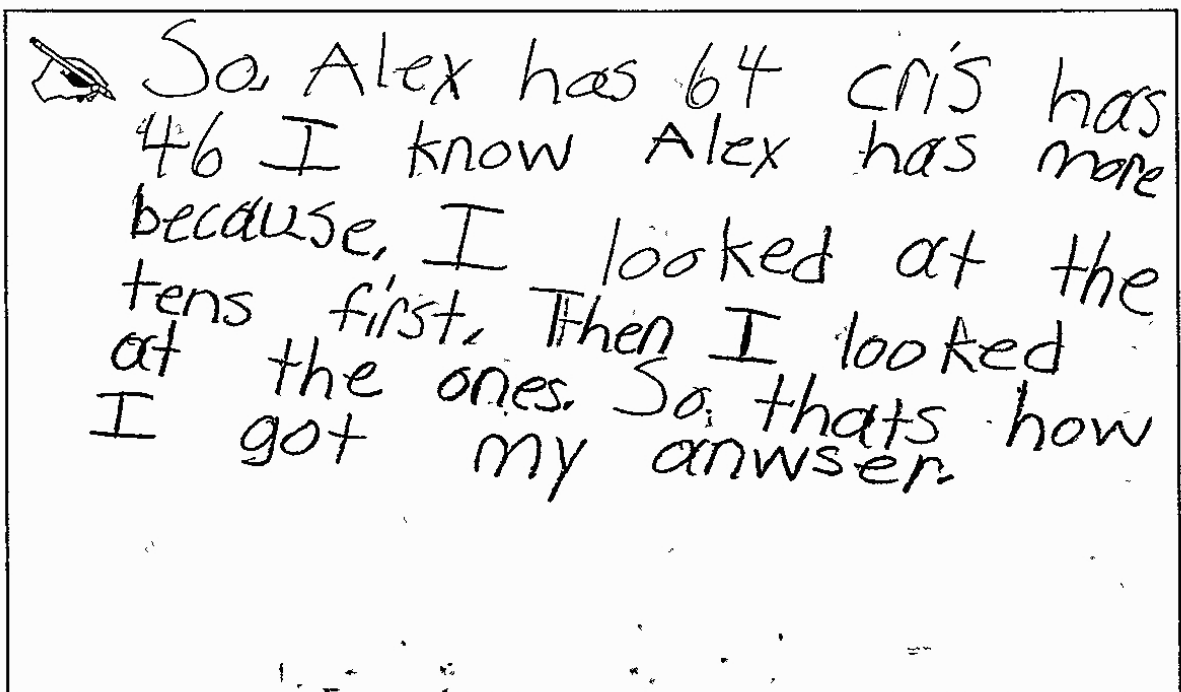
First Number

Second Number



**Tens and Ones Task**

- b. Alex has 64 pencils. Chris has 46 pencils. Use words and what you know about tens and ones to explain who has more pencils.



- c. In the box, write  $>$   $=$  or  $<$  to make a true statement.

$$64 \quad \boxed{>} \quad 46$$

Anchor 6

Litho 00051200100

Total Content Points: 2 (1.NBT.B.2, 1.NBT.B.3)

Total Practice Points: 0

In Part A, by drawing a combination of six rods of ten and four ones for the first number (64) and four rods of ten and six ones for the second number (46), the student represents two-digit numbers as tens and ones (1.NBT.B.2). In Part B, the student states that Alex has more pencils, but does not construct a viable argument to support this position. Instead, the student states only that “I looked at the tens first. Then I looked at the ones,” without comparing the tens in each number to show that 60 has more tens than 40, or in some other way further explaining the significance of the tens (no credit for MP3). The student correctly compares 64 and 46 with the greater than sign in Part C (1.NBT.B.3).

Total Awarded Points: 2 out of 3

## Tens and Ones Task

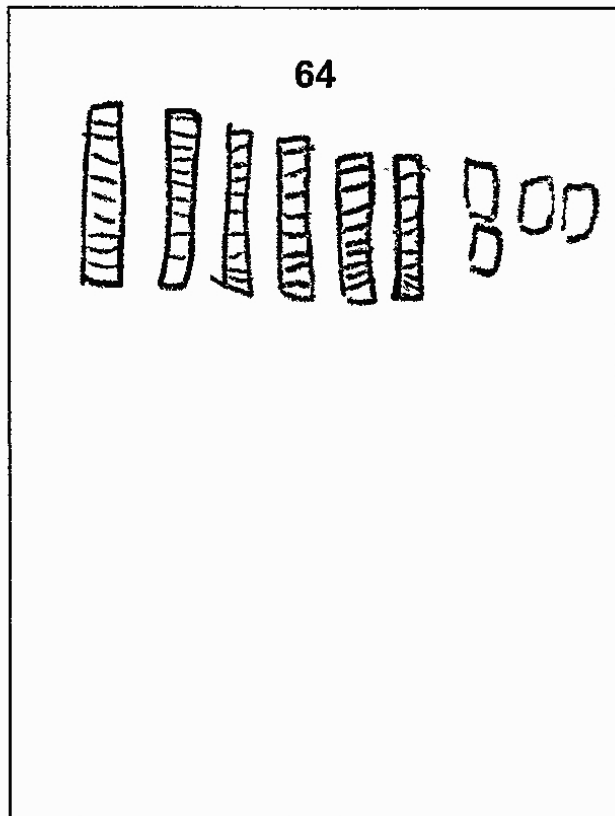
Drawings like these can be used to show tens and ones:

A Rod of Ten      A One

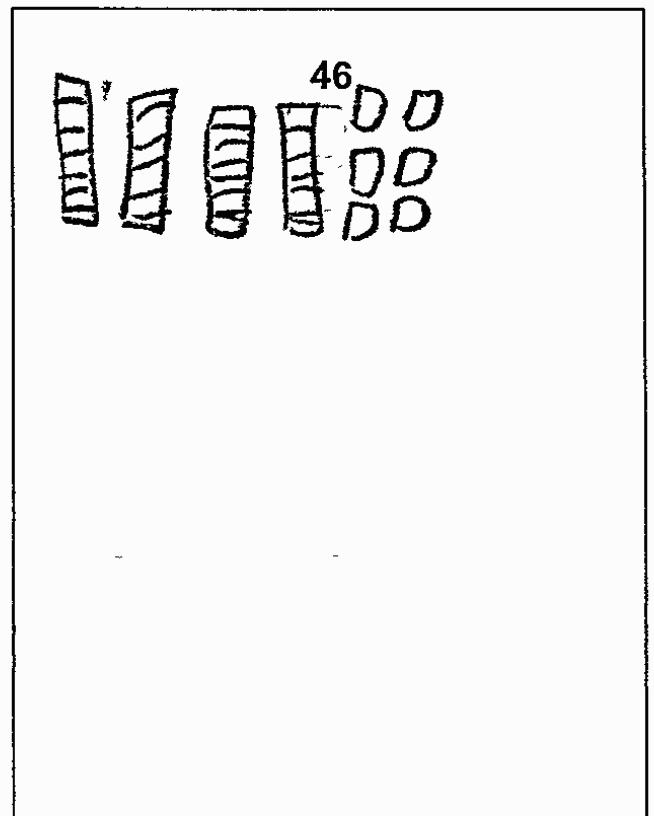


- a. Show each number below by drawing rods of ten and ones.

First Number

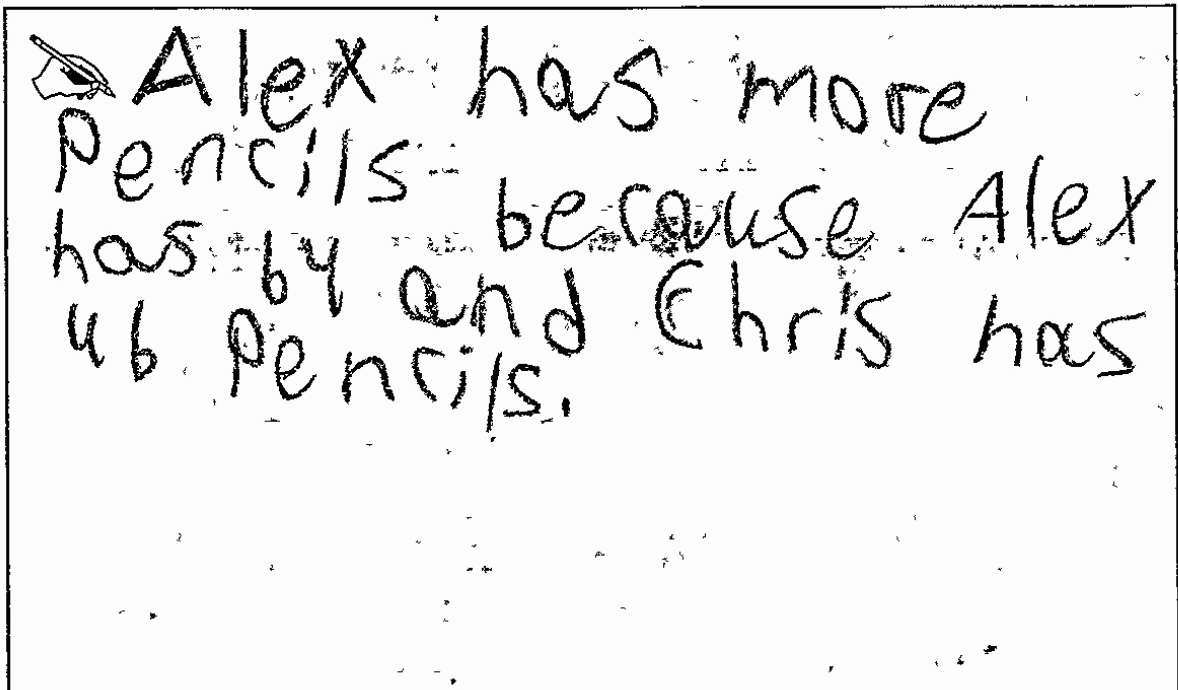


Second Number



## Tens and Ones Task

- b. Alex has 64 pencils. Chris has 46 pencils. Use words and what you know about tens and ones to explain who has more pencils.



- c. In the box, write  $>$ ,  $=$ , or  $<$  to make a true statement.

64



46

Anchor 7

Litho 00381200100

Total Content Points: 2 (1.NBT.B.2, 1.NBT.B.3)

Total Practice Points: 0

In Part A, by drawing a combination of six rods of ten and four ones for the first number (64) and four rods of ten and six ones for the second number (46), the student represents two-digit numbers as tens and ones (1.NBT.B.2). In Part B, the student states that Alex has more pencils, but by stating only the given information (“because Alex has 64 and Chris has 46 pencils”) without comparing the tens in each number, does not construct a viable argument to support this position (no credit for MP3). The student correctly compares 64 and 46 with the greater than sign in Part C (1.NBT.B.3).

Total Awarded Points: 2 out of 3

## Tens and Ones Task

Drawings like these can be used to show tens and ones:

A Rod of Ten

A One



- a. Show each number below by drawing rods of ten and ones.

First Number

Second Number

64

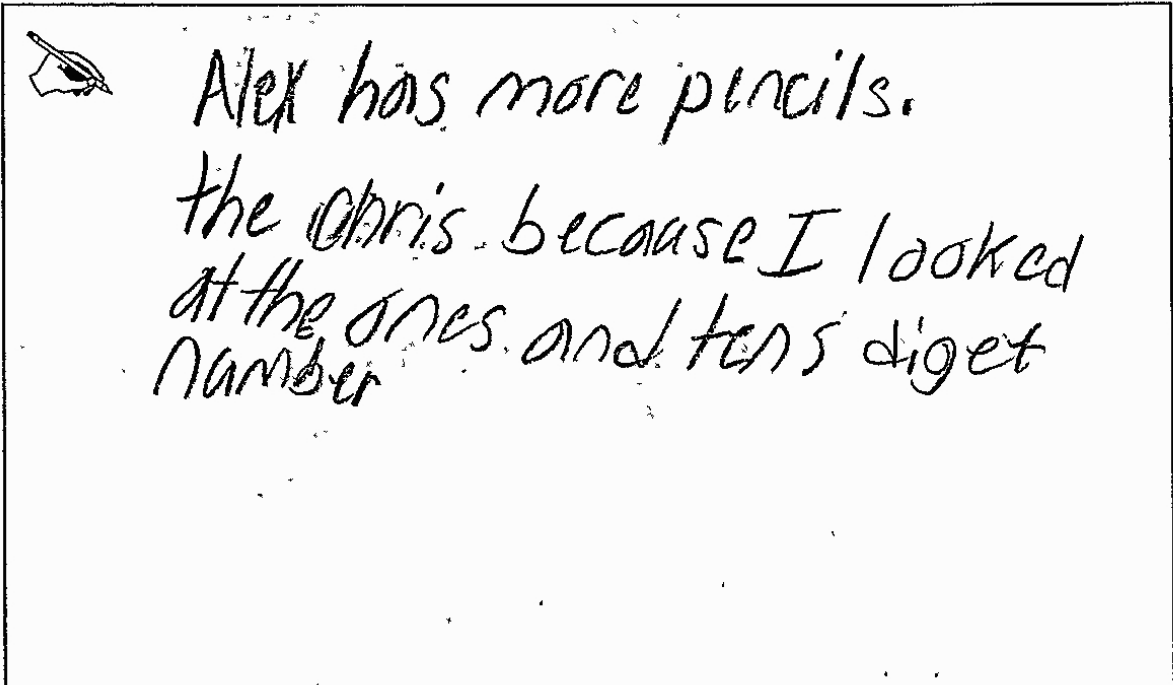
ONES 4

46

ONES 6

**Tens and Ones Task**

- b. Alex has 64 pencils. Chris has 46 pencils. Use words and what you know about tens and ones to explain who has more pencils.



A hand-drawn box containing a drawing of an eye pointing to the right. To the right of the eye, the text is written in cursive: "Alex has more pencils. the Chris because I looked at the ones and tens digit number".

- c. In the box, write  $>$ ,  $=$ , or  $<$  to make a true statement.

64  46



Anchor 8

Litho 00221200100

Total Content Points: 1 (1.NBT.B.2)

Total Practice Points: 0

In Part A, by drawing a combination of six rods of ten and four ones for the first number (64) and four rods of ten and six ones for the second number (46), the student represents two-digit numbers as tens and ones (1.NBT.B.2). In Part B, the student states that Alex has more pencils, but does not construct a viable argument to support this position. The student states only that “I looked at the ones and tens diget number” without further comparing the number of tens in each number or in some way explaining the significance of the tens (no credit for MP3). The student incorrectly compares 64 and 46 with the less than sign in Part C (no credit for 1.NBT.B.3).

Total Awarded Points: 1 out of 3

## Tens and Ones Task

Drawings like these can be used to show tens and ones:

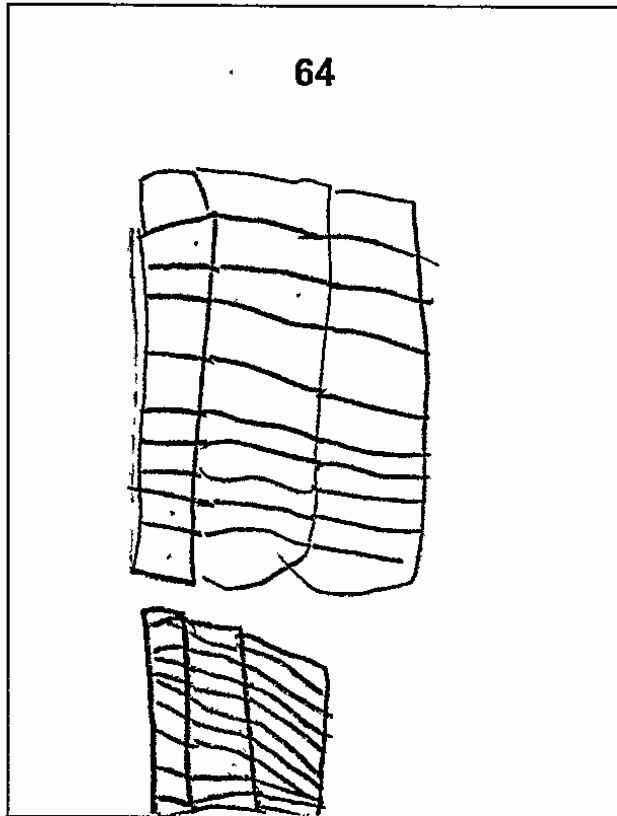
A Rod of Ten

A One




- a. Show each number below by drawing rods of ten and ones.

First Number



Second Number



## Tens and Ones Task

- b. Alex has 64 pencils. Chris has 46 pencils. Use words and what you know about tens and ones to explain who has more pencils.

Chris

IF Alex has 64 pencils  
AND if Chris has 46 then Alex gets more.

- c. In the box, write  $>$ ,  $=$ , or  $<$  to make a true statement.

64



46

Anchor 9

Litho 00021200100

Total Content Points: 1 (1.NBT.B.3)

Total Practice Points: 0

In Part A, the student incorrectly represents two-digit numbers as tens and ones by drawing a combination of only six rods of ten (60) to show the first number (64) and only six ones (6) to show the second number (46) (no credit for 1.NBT.B.2). In Part B, the student states that Alex has more pencils, but by stating only the given information (“If Alex has 64 pencils and if Chris has 46 than Alex gots more”), does not construct a viable argument to support this position through comparing the tens in each number to show 60 has more tens than 40 (no credit for MP3). The student correctly compares 64 and 46 with the greater than sign in Part C (1.NBT.B.3).

Total Awarded Points: 1 out of 3

# A-10a

## Tens and Ones Task

Drawings like these can be used to show tens and ones:

A Rod of Ten      A One



a. Show each number below by drawing rods of ten and ones.

First Number


Second Number

64

46

## Tens and Ones Task

- b. Alex has 64 pencils. Chris has 46 pencils. Use words and what you know about tens and ones to explain who has more pencils.



- c. In the box, write  $>$ ,  $=$ , or  $<$  to make a true statement.

$$64 \quad \square \quad 46$$

Anchor 10

Litho 00171200100

Total Content Points: 0

Total Practice Points: 0

In Part A, by drawing only ones to show 64 and 46, the student does not correctly represent two-digit numbers as a combination of tens and ones (no credit for 1.NBT.B.2). In Part B, the student does not construct a viable argument to support the comparison of quantities, stating only that Alex “has 2 more” (no credit for MP3). The student does not compare 64 and 46 with the greater than or less than sign in Part C (no credit for 1.NBT.B.3).

Total Awarded Points: 0 out of 3